

正式图 参考图 CUSTOMER DRAWING
The requirements of environmental protection
ROHS2 Halogen free

Mark	ECN NO.	DESCRIPTION	DESIGN	Date:
—	—	NEW VERSION	David Zhou	2014.04.03

P/N: UBXXXXX-XXXX-XXXXXXX

Model P/N

Plastical Material
(Choose From Table A)

Housing Color
 01:Black
 02:Red
 03:White
 04:Yellow
 40:Blue300C

Typ
MC:MICRO-B.

Product salt mist
 A:Normal(8 Hours);
 B:24Hours;

Packing
 B:Tray; R:Tape reel;

Remark
0:Normal;

Shell Material
 C:Brass C2680;
 H:Spcc-sd;
 S:SUS

Plating Code

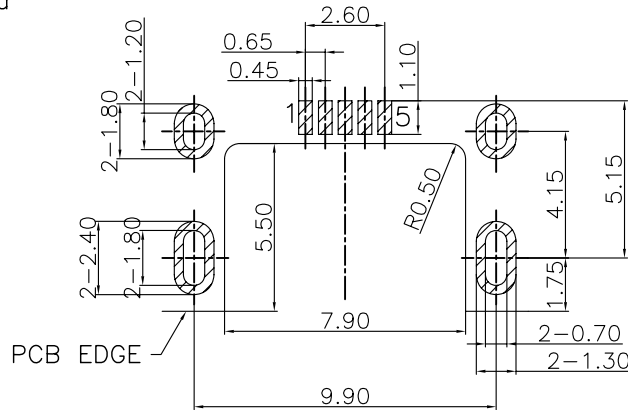
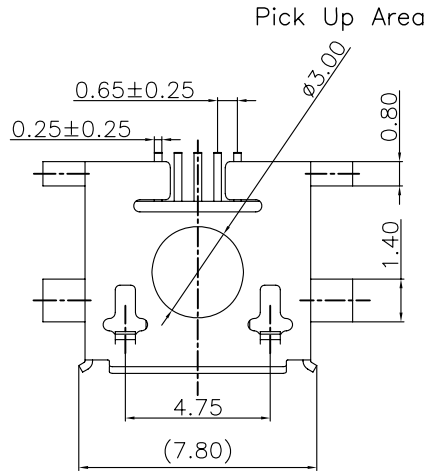
1:GOLD FALSH,SOLDER AREA:GOLD FALSH
 4:CONTACT AREA:30U"GOLD,SOLDER AREA:GOLD FALSH
 A:CONTACT AREA:GOLD FALSH,SOLDER AREA:MATTE TIN80U"
 B:CONTACT AREA:3U"GOLD,SOLDER AREA:MATTE TIN80U"
 H:CONTACT AREA:GOLD FALSH,SOLDER AREA:Bright TIN80U"
 J:CONTACT AREA:3U"GOLD,SOLDER AREA:Bright TIN80U"
 K:CONTACT AREA:15U"GOLD,SOLDER AREA:Bright TIN80U"
 L:CONTACT AREA:30U"GOLD,SOLDER AREA:Bright TIN80U"

3	C0	LCP UL94V-0	BLACK	RoHS2&H.F Fit
2	D0	PA66 30%G/F UL94V-0	BLACK	RoHS2 Fit
1	B0	PBT 30%G/F UL94V-0	BLACK	RoHS2 Fit
NO.	CODE	MATERIAL	COLOR	REMARK

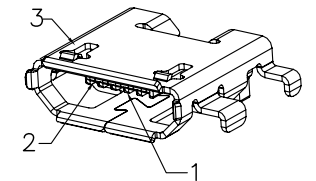
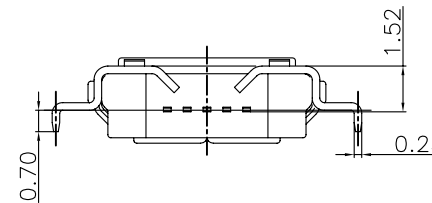
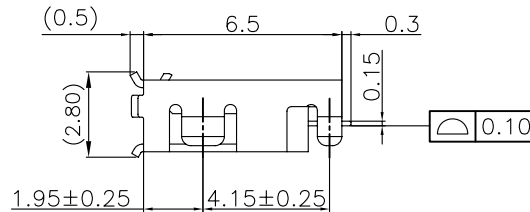
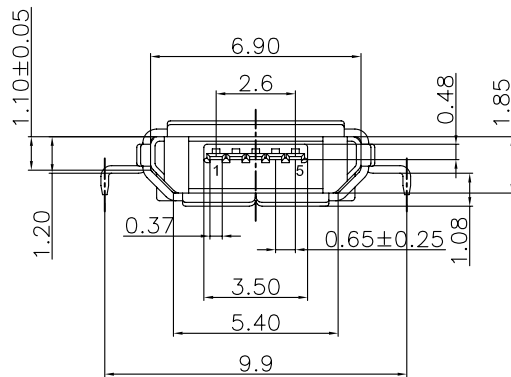
TABLE A : Plastical Material

NOTES:

- 1.Rating:DC30V 1A
- 2.Contact Resistance:≤50Milliohm;
- 3.Insulation Resistance:≥1000Megohm;
- 4.Withstand Voltage:AC500V for one minute;
- 5.Insertion force:35N Max,Extraction force:7N min
- 6.Life test:5000 Cycles;
- 7.Operating Temperature:-55°C~+105°C 85%RH Max;
- 8.Storage Temperature:-55°C~+105°C 85%RH Max.



RECOMMENDED PCB LAYOUT
TOP VIEW
TOLERANCE:±0.05mm
PCB THICKNESS: 0.60±0.05mm



3	SHIELD	1	Choose from P/N	Nickel Plated	X
2	TERMINAL	5	Copper Alloy	Selective Gold Plating.(Gold See Part No)	X
1	HOUSING	1	Choose from P/N	Choose from P/N item color	X
NO.	DESCRIPTION	QTY	PARTS MATERIAL	PLATING OR COLOR	REMARK

Tolerance X.X ±0.30 X.XX ±0.20 X.XXX ±0.10 Angle ±3.0°	MODEL NAME:MICRO USB 90度SMT B TYPE MODEL No: UB1027W-XXXX-XXXXXXX	DRAWING: David Zhou CHECKED: David Zhou APPROVED: Jacky Lee DATE: 2014.04.03
UNIT:mm	SCALE:1:1 REVISION A0 SHEET 1/1	FILE: CD/LINGYANG DWG NO.UB1027W-A001



菱揚精密有限公司
Ling Yang Precision Co.,Ltd