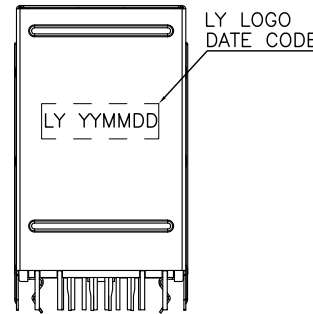
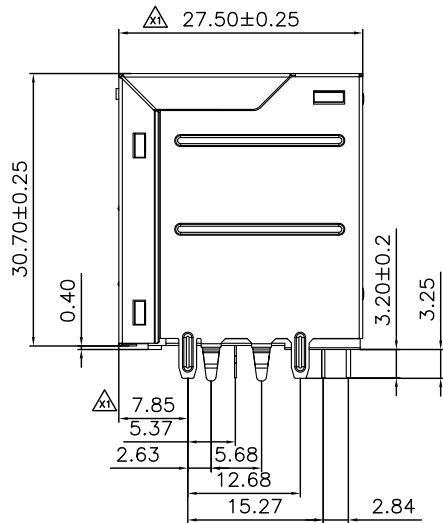
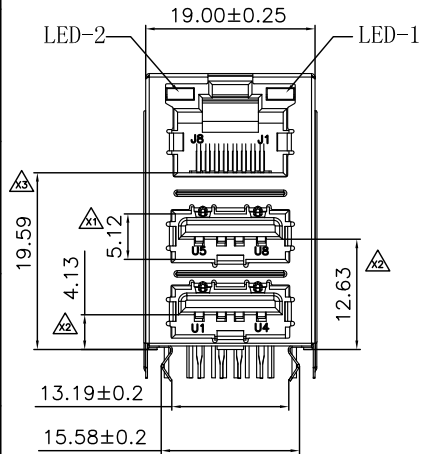


正式图 参考图 CUSTOMER DRAWING  
The requirements of environmental protection  
ROHS2 Halogen free

Mark	ECN NO.	DESCRIPTION	DESIGN	Date:
—	—	NEW VERSION	David Zhou	2014.11.10
△	EN20141209001	Add dimensioning	David Zhou	2014.12.09
△	EN20141223001	Add dimensioning	David Zhou	2014.12.23



LED Color Options Table

LED 2 (Left)	LED 1 (Right)	LED DASH OPTION	Choose
Without LED	Without LED	00	
Green	Orange	01	
Orange	Green	02	
Green	Red	03	
Red	Green	04	
Red	Yellow	05	
Orange	Orange/Green	06	
Orange	Green/Orange	07	
Green	No LED	08	
No LED	Yellow/Green	09	
Green/Orange	Yellow	10	
Green	Orange/Green	12	
Green/Yellow	Green/Yellow	13	
Green/Yellow	Green	14	
Red	Red	15	
Green/Red	Yellow/Green	16	
Yellow	Orange/Green	17	

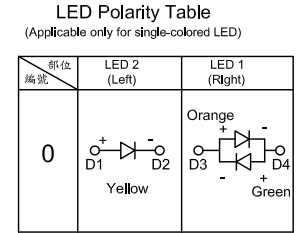
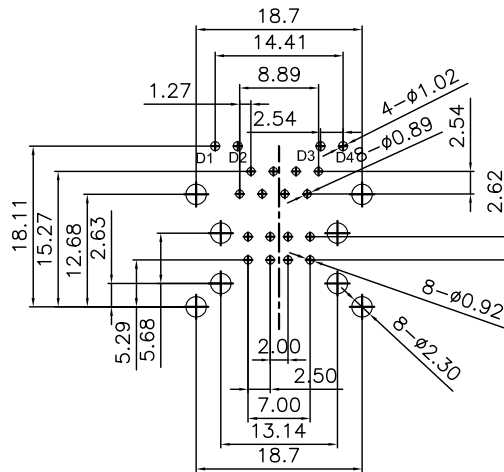
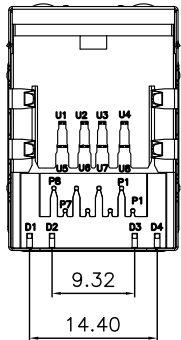


TABLE A: Led Color

TABLE D : LED Polarity



Gold Plated

部位 編號	M.J.	USB
00	Gold Flash	
01	6u"	1.1
02	15u"	
03	30u"	
04	50u"	
05	Gold Flash	
06	6u"	2.0
07	15u"	
08	30u"	
09	50u"	

TABLE C : Plating Code

NO.	CODE	MATERIAL	COLOR	REMARK
2	B4	PBT 30%G/F UL94V-0	BLACK	RoHS2&H.F Fit
1	B0	PBT 30%G/F UL94V-0	BLACK	RoHS2 Fit

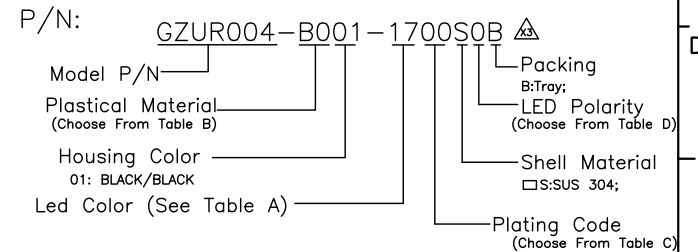
TABLE B : Plastical Material

1.Electrical Characteristics :  
(1).RJ45:Insulation Resistance : 500MΩ Min.  
Contact Resistance : 50mΩ Max.  
Withstand Voltage : 1000 VAC 1 minute.  
Current Rating : 1.5A

(2).USB SPECIFICATIONS:  
CONTACT CURRENT RATING: 1.5 A MAX  
CONTACT RESISTANCE: 30 MILLIOHMS MAX.  
INSULATION RESISTANCE: 1000M OHM MIN  
DIELECTRIC WITHSTANDING VOLTAGE: 500VAC MIN

2.Material:  
Housing : Thermoplastic UL94V-0  
Terminal: 0.20MM THICKNESS STAINLESS STEEL.  
Shield : See Shield Material Table.  
Shield Cover : See Shield Material Table.

RECOMMENDED PCB LAYOUT  
TOP VIEW  
TOLERANCE:±0.05mm  
PCB THICKNESS: 1.60±0.05mm



NO.	DESCRIPTION	QTY	PARTS MATERIAL	PLATING OR COLOR	REMARK
3	SHIELD	1	0.20MM THICKNESS, SUS 304	Nickel Plated	SALT 72H
2	USB TERMINAL	8	PHOSPHOR BRONZE T=0.2MM	Choose from P/N item color	X
2	RJ TERMINAL	8	PHOSPHOR BRONZE T=0.35MM	Choose from P/N item color	X
1	HOUSING	1	Choose from P/N	Choose from P/N item color	X

Tolerance X.X ±0.30 X.XX ±0.20 X.XXX ±0.10 Angle ±3.0°	MODEL NAME: RJ45 & USB Combo,Receptacle Horizontal,Shielded,Tht,With LED	DRAWING: David Zhou
	MODEL No:GZUR004-B001-1700SOB △	CHECKED: David Zhou
	SCALE:1:1	APPROVED:Jacky Lee
	REVISION A3	DATE: 2014.11.10
	SHEET 1/1	FILE: CD/LINGYANG
UNIT:mm	菱揚精密有限公司 Ling Yang Precision Co.,Ltd	DWG NO.GZUR004-A003