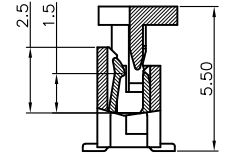
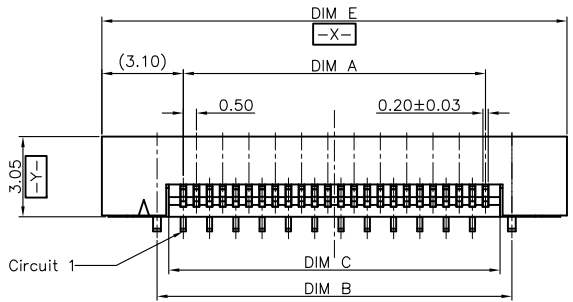
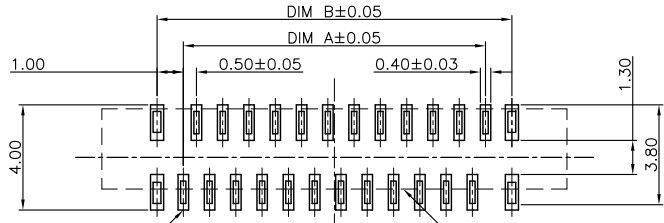
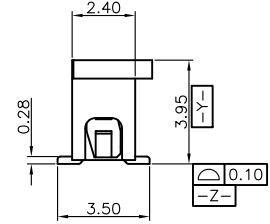
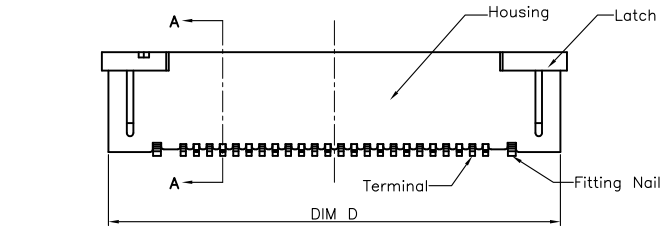


正式图 参考图
 CUSTOMER DRAWING
 The requirements of environmental protection
 ROHS2 Halogen free

Mark	ECN NO.	DESCRIPTION	DESIGN	Date:
—	—	NEW VERSION	Carlyle Xu	2015-02-26

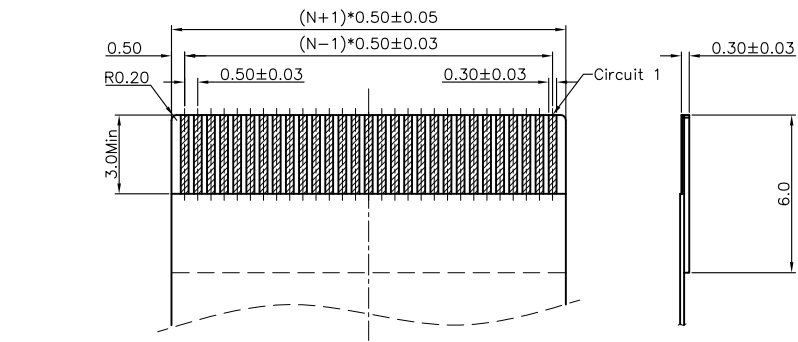


SECTION A-A
SCALE 1:1



RECOMMENDED P.C.B PATTERN LAYOUT

CONNECTOR POSITION



RECOMMENDED FPC/FFC DIMENSION

- Note:
- Material:
 - Housing: thermoplastic high temp.UL94V-0; Color: see P/N.
 - Latch: thermoplastic high temp.UL94V-0; Color: see P/N.
 - Terminal: copper alloy.
 - Fitting Nail: copper alloy.
 - Finish:
 - Terminal: Underplating: Au/matt Tin overall.
 - Fitting Nail: Underplating: matt Tin overall.
 - Product must comply HF RoHS specification.

Table A

CKTS	DIM A	DIM B	DIM C	DIM D	DIM E
6	2.50	4.50	3.60	8.20	8.70
7	3.00	5.00	4.10	8.70	9.20
8	3.50	5.50	4.60	9.20	9.70
9	4.00	6.00	5.10	9.70	10.20
10	4.50	6.50	5.60	10.20	10.70
11	5.00	7.00	6.10	10.70	11.20
12	5.50	7.50	6.60	11.20	11.70
13	6.00	8.00	7.10	11.70	12.20
14	6.50	8.50	7.60	12.20	12.70
15	7.00	9.00	8.10	12.70	13.20
16	7.50	9.50	8.60	13.20	13.70
17	8.00	10.00	9.10	13.70	14.20
18	8.50	10.50	9.60	14.20	14.70
19	9.00	11.00	10.10	14.70	15.20
20	9.50	11.50	10.60	15.20	15.70
21	10.00	12.00	11.10	15.70	16.20
22	10.50	12.50	11.60	16.20	16.70
23	11.00	13.00	12.10	16.70	17.20
24	11.50	13.50	12.60	17.20	17.70
25	12.00	14.00	13.10	17.70	18.20
26	12.50	14.50	13.60	18.20	18.70
27	13.00	15.00	14.10	18.70	19.20
28	13.50	15.50	14.60	19.20	19.70
29	14.00	16.00	15.10	19.70	20.20
30	14.50	16.50	15.60	20.20	20.70
31	15.00	17.00	16.10	20.70	21.20
32	15.50	17.50	16.60	21.20	21.70
33	16.00	18.00	17.10	21.70	22.20
34	16.50	18.50	17.60	22.20	22.70
35	17.00	19.00	18.10	22.70	23.20
36	17.50	19.50	18.60	23.20	23.70
37	18.00	20.00	19.10	23.70	24.20
38	18.50	20.50	19.60	24.20	24.70
39	19.00	21.00	20.10	24.70	25.20
40	19.50	21.50	20.60	25.20	25.70
41	20.00	22.00	21.10	25.70	26.20
42	20.50	22.50	21.60	26.20	26.70
43	21.00	23.00	22.10	26.70	27.20
44	21.50	23.50	22.60	27.20	27.70
45	22.00	24.00	23.10	27.70	28.20
46	22.50	24.50	23.60	28.20	28.70
47	23.00	25.00	24.10	28.70	29.20
48	23.50	25.50	24.60	29.20	29.70
49	24.00	26.00	25.10	29.70	30.20
50	24.50	26.50	25.60	30.20	30.70

AFC120H-XXXX-XXXXXXX

Model P/N

Plastic Material
CO:LCP UL94V-0

Housing Color
0:Natural
1:Black
3:White

Latch Color
0:Natural
1:Black
3:White

CKTS
See Table A

Packing
■R:Tape reel; □T:Tube;

Remark
■H:Halogen &RoHS2
□R:RoHS2

Contact type
□E:Upper
□F:Lower

Plating Code
□A1:GOLD PLATING OVER ALL;

Tolerance X.X ±0.30 X.XX ±0.20 X.XXX ±0.10 Angle ±3.0°	MODEL NAME: 0.5Pitch H=4.0 FPC ZIF S/A Normal TypeRA SMT CONN	DRAWING: Carlyle Xu
	MODEL No:AFC120H-CO01-XXXXIHR	CHECKED: David Zhou
UNIT:mm	SCALE 1:1	REVISION A0
	SHEET 1/1	
 菱揚精密有限公司 Ling Yang Precision Co.,Ltd	DATE: 2015.02.26	APPROVED: Jacky Lee
	FILE: F/LINGYANG	DWG NO.AFC120H-A001