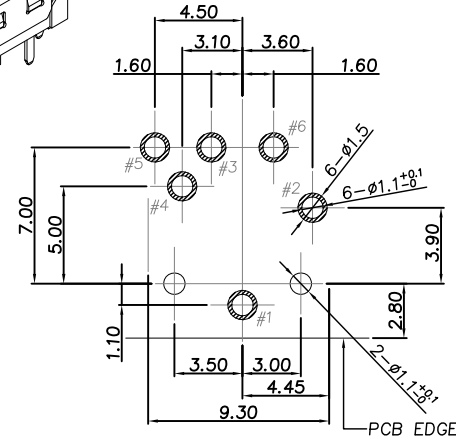
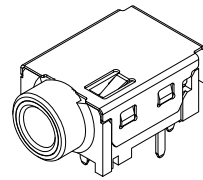
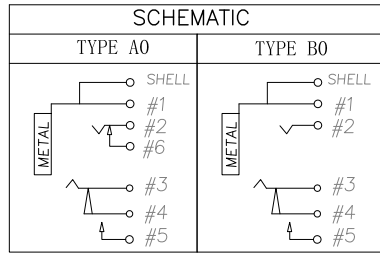
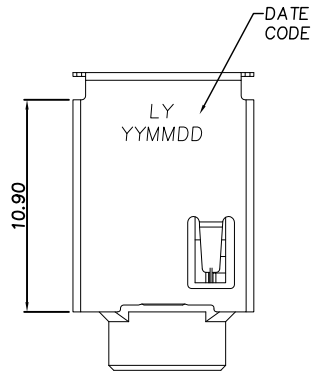
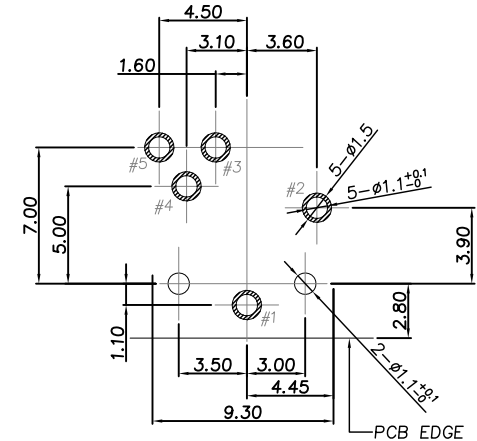


正式图 参考图

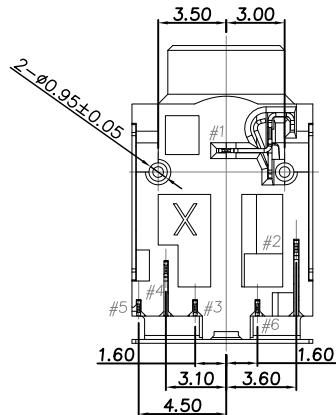
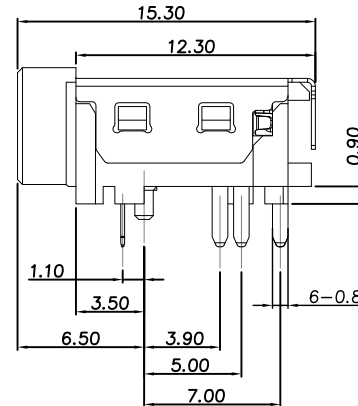
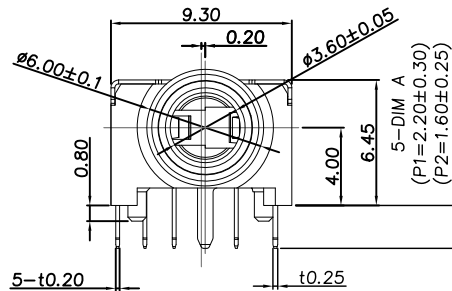
Mark	ECN NO.	DESCRIPTION	DESIGN	Date:
—	—	INITIAL RELEASE	Peter Wang	2018-05-23



SCHEMATIC:TYPE A0
RECOMMENDED P.C.B LAYOUT
TOP VIEW (TOLRANCE:±0.05)



SCHEMATIC:TYPE B0
RECOMMENDED P.C.B LAYOUT
TOP VIEW (TOLRANCE:±0.05)



NO.	CODE	MATERIAL	REMARK
2	L3	PA10T UL94V-0	RoHS2&H.F Fit(IR Reflow)
1	L2	PA10T UL94V-0	RoHS2 Fit(IR Reflow)

TABLE B : Plastical Material

P/N:
CDN343M-XXXX-AOXXXXR

Model P/N

Plasting Material (Choose From Table B)

Housing Color
□01:Black

Schematic Code (See Table A)

Product salt mist
□A:Normal;
□B:24Hours;
□C:48Hours;

Packing
□B:Tray;
□R:Tape reel;
PIN length (DIM A)
P1=2.20mm
P2=1.60mm

Plating
□A:1u"
□5:Au 30u"

NO.	DESCRIPTION	FOOT	QTY	MATERIAL	REMARK
①	Ring		1	C3604	Nickel 50u"Under Plating All Over
②	Housing	/	1	PA10T	Black,UL94 V-0
③	Shell		1	SUS304,t0.20	N/A
④	Contact 6	#6	1	C5191,t0.20	Gold Flash Plating At Contact Area; Matte-TIN Plating At Solder Tail Area; Nickel 50u"Under Plating All Over
⑤	Contact 5	#5	1	C5210,t0.20	
⑥	Contact 4	#4	1	C5210,t0.20+PA10T	Gold Flash Plating At Contact Area; Gold Flash Plating At Solder Tail Area; Nickel 50u"Under Plating All Over
⑦	Contact 3	#3	1	C5210,t0.20	
⑧	Contact 2	#2	1	C5191,t0.25	Gold 30u"/Gold Flash Plating At Contact Area; Matte-TIN Plating At Solder Tail Area; Nickel 50u"Under Plating All Over
⑨	Contact 1	#1	1	C5210,t0.20	

NO.	DESCRIPTION	FOOT	QTY	MATERIAL	REMARK
Tolerance		MODEL NAME:3.5PHONE JACK		DRAWING: Peter Wang	
X.X ±0.30		MODEL No:CDN343M-XXXX-AOXXXXR		CHECKED: David zhou	
X.XX ±0.20		REVISION		APPROVED: IVAN	
X.XXX ±0.10		SCALE:1:1		DATE: 2018.05.23	
Angle ±3.0°		AO		1/1	
UNIT:mm		菱揚精密有限公司 Ling Yang Precision Co.,Ltd		FILE: F/LINGYANG	
				DWG NO. CDN343M-A001	