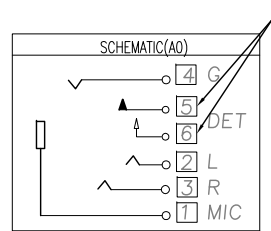
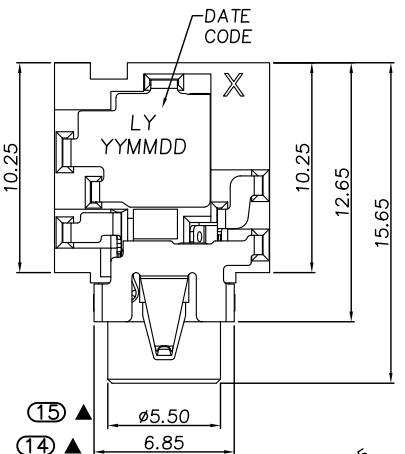
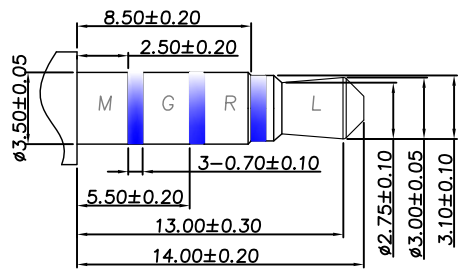
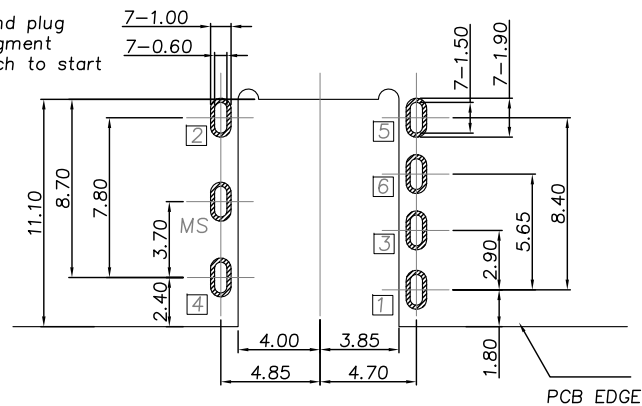


正式图 参考图

Mark	ECN NO.	DESCRIPTION	DESIGN	Date:
—	—	INITIAL RELEASE	David Zhou	2018-02-14
△	EN20180513001	INITIAL RELEASE	Peter Wang	2018-05-13



1/2/3/4 spring and plug corresponding segment offer contact switch to start

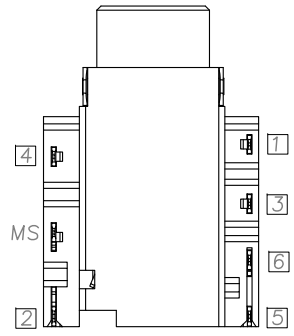
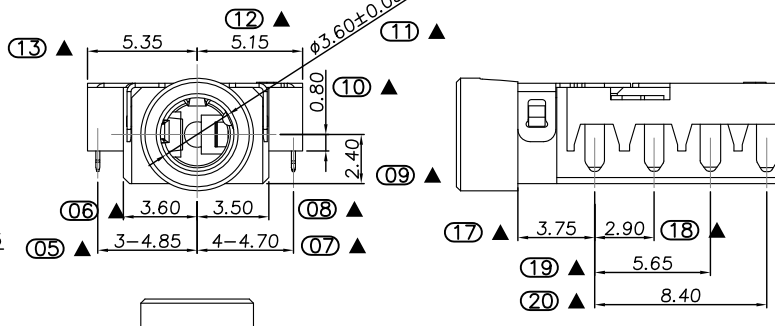


NO.	CODE	MATERIAL	REMARK
4	L3	PA10T UL94V-0	RoHS2&H.F Fit(IR Reflow)
3	L2	PA10T UL94V-0	RoHS2 Fit(IR Reflow)
2	L1	PA9T UL94V-0	RoHS2&H.F Fit(Wave Solder)
1	L0	PA9T UL94V-0	RoHS2(Wave Solder)

TABLE B : Plastical Material

SPECIFICATION:

- Electrical characteristics
 - Current rating: 0.5A
 - Voltage rating: DC 30V.
 - Contact resistance: $30m\Omega$ Max. (Initial)
After test: $60m\Omega$ Max.
 - Insulation resistance: $100M\Omega$ Min (500V DC).
 - Withstanding voltage: 500V AC.
- Mechanical characteristics
 - Life test: 5000 cycles
 - Mating / Unmating force: 3-30N
- Salt Spray: 8 hours
- Wave Solder 265° C, 3-5 sec.
IR Reflow, Peak Temp 230-250° C, 20-90 sec.
- Sign "▲" is importance dimension.



P/N: CDN346C-XXXX-A0XXXXR

Model P/N

Plastical Material (Choose From Table B)

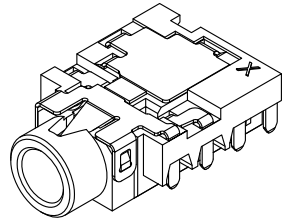
Housing color: 01: BLACK

Schematic Code

Product salt mist
 A: Normal;
 B: 24Hours;

Packing
 B: Tray;
 R: Tape reel;
 PIN length (DIM A)
 P1=1.00mm

Plating
 A: 1u"
 5: Au 30u"



NO.	DESCRIPTION	FOOT	QTY	MATERIAL	REMARK																													
(H)	Housing		1	PA10T	Black, UL94 V-0																													
(G)	Shell	MS	1	SUS304, T0.20	Nickel Plating All Over;																													
(F)	Contact 6	6#	1	C5210, T0.20	Gold Flash Plating At Contact Area; Matte-TIN Plating At Solder Tail Area; Nickel Under Plating All Over																													
(E)	Contact 5	5#	1	C5210, T0.20 AND Insert Molding (PA10T)	Gold Flash Plating At Contact Area; Gold Flash Plating At Solder Tail Area; Nickel Under Plating All Over																													
(D)	Contact 2	2#	1	C5210, T0.20	Gold Flash Plating At Contact Area; Gold Flash Plating At Solder Tail Area; Nickel Under Plating All Over																													
(C)	Contact 4	4#	1	C5210, T0.20	Gold (Gold Flash OR Gold 30u") Plating At Contact Area; Matte-TIN Plating At Solder Tail Area; Nickel Under Plating All Over																													
(B)	Contact 3	3#	1	C5210, T0.20																														
(A)	Contact 1	1#	1	C5210, T0.20																														
<table border="1"> <tr> <td>Tolerance</td> <td colspan="2">MODEL NAME: 3.5PHONE JACK</td> <td colspan="2">DRAWING: David zhou</td> </tr> <tr> <td>X.X ±0.30</td> <td colspan="2">MODEL No: CDN346C-XXXX-A0XX00R</td> <td colspan="2">CHECKED: David zhou</td> </tr> <tr> <td>X.XX ±0.20</td> <td rowspan="2">SCALE: 1:1</td> <td>REVISION</td> <td>SHEET</td> <td>APPROVED: Jacky Lee</td> </tr> <tr> <td>X.XXX ±0.10</td> <td>A1</td> <td>1/1</td> <td>DATE: 2018.02.14</td> </tr> <tr> <td>Angle ±3.0°</td> <td colspan="2">UNIT:mm</td> <td colspan="2">FILE: F/LINGYANG</td> </tr> <tr> <td colspan="2"></td> <td colspan="2"> 菱揚精密有限公司 Ling Yang Precision Co., Ltd </td> <td>DWG NO. CDN346C-A001</td> </tr> </table>						Tolerance	MODEL NAME: 3.5PHONE JACK		DRAWING: David zhou		X.X ±0.30	MODEL No: CDN346C-XXXX-A0XX00R		CHECKED: David zhou		X.XX ±0.20	SCALE: 1:1	REVISION	SHEET	APPROVED: Jacky Lee	X.XXX ±0.10	A1	1/1	DATE: 2018.02.14	Angle ±3.0°	UNIT:mm		FILE: F/LINGYANG				菱揚精密有限公司 Ling Yang Precision Co., Ltd		DWG NO. CDN346C-A001
Tolerance	MODEL NAME: 3.5PHONE JACK		DRAWING: David zhou																															
X.X ±0.30	MODEL No: CDN346C-XXXX-A0XX00R		CHECKED: David zhou																															
X.XX ±0.20	SCALE: 1:1	REVISION	SHEET	APPROVED: Jacky Lee																														
X.XXX ±0.10		A1	1/1	DATE: 2018.02.14																														
Angle ±3.0°	UNIT:mm		FILE: F/LINGYANG																															
		菱揚精密有限公司 Ling Yang Precision Co., Ltd		DWG NO. CDN346C-A001																														