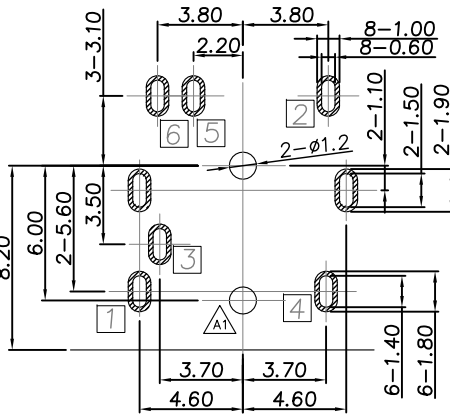
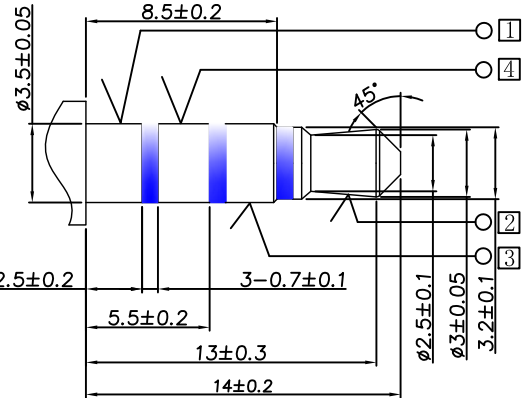
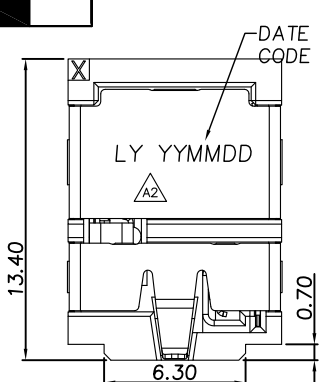
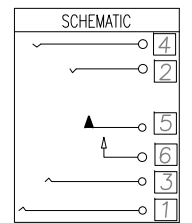
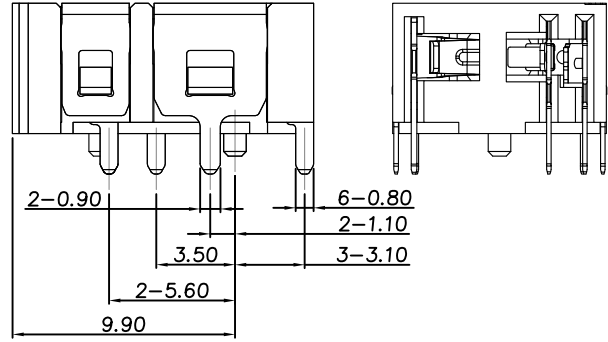
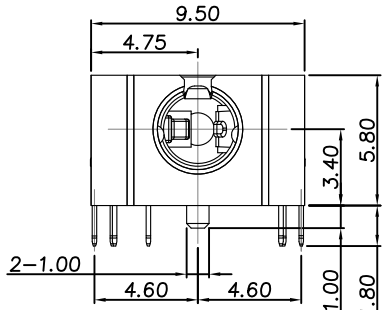


正式图 参考图

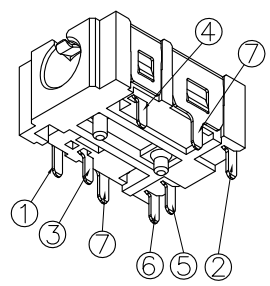
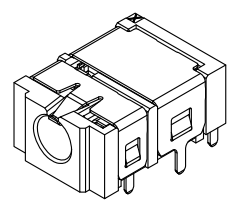
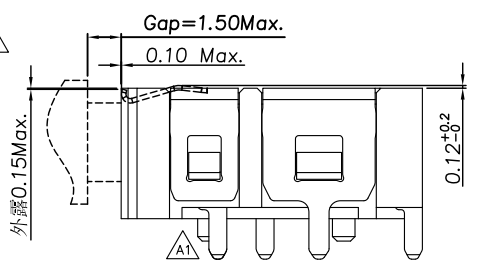
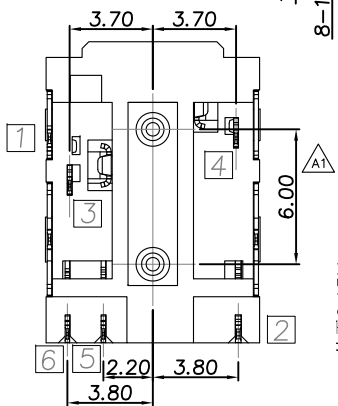


RECOMMENDED P.C.B LAYOUT
TOP VIEW (TOLRANCE:±0.05)

Matching Plug



Schematic Code A0
(Table A)



| Mark | ECN NO. | DESCRIPTION | DESIGN | Date: |
|------|---------------|---------------------------|------------|------------|
| | | INITIAL RELEASE | Carlyle Xu | 2017-04-04 |
| △1 | EN20170418001 | Modify the part structure | Carlyle Xu | 2017-04-18 |
| △2 | EN20171106001 | ADD LOGO & D/C | David zhou | 2017-11-06 |

SPECIFICATION:

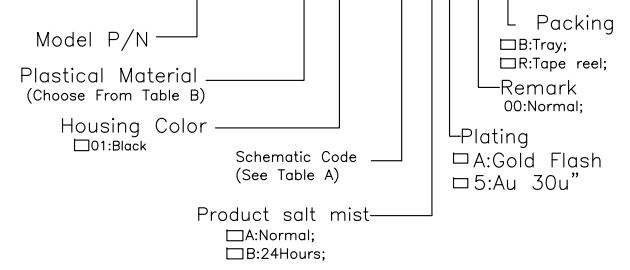
- Electrical characteristics
 - 1-1.Current rating:DC 1A max.
 - 1-2:Voltage rating:DC 12V.
 - 1-3:Contact resistance:50mΩ max.
 - 1-4:Insulation resistance:100MΩ min. at 500V DC.
 - 1-5:Withstanding voltage:500V AC for 1 minute.
- Mechanical characteristics
 - 2-1.Life test:5000 cycles min,
 - 2-2.Mating force:3~30N,
Unmating force:3~30N.
- Salt spray test time:24 hours min.
- Wave solder 265±5°C, 3~5 Seconds.
IR Reflow,Peak Temp 230~250°C,20~40 Seconds.

| NO. | CODE | MATERIAL | REMARK |
|-----|------|---------------|---------------|
| 2 | | | |
| 1 | L3 | PA10T UL94V-0 | RoHS2&H.F Fit |

TABLE B : Plactical Material

P/N:

CDN340A-XXXX-AOXX00R



| NO. | DESCRIPTION | QTY | MATERIAL | REMARK |
|-----|-------------|-----|--|--|
| ⑥ | Housing | 1 | High temperature material | Black,UL 94V-0 |
| ⑦ | Shell | 1 | SUS304 | Nickel Plating All Over; Matte-TiN Plating At Solder Tail Area; |
| ⑥ | Contact 6 | 1 | Phosphor Bronze,t0.20 | Gold Flash Plating At Contact Area; |
| ⑤ | Contact 5 | 1 | Phosphor Bronze,t0.20 Insert Molding(High temperature material,Black) | Gold Flash Plating At Solder Tail Area; Nickel Under Plating All Over |
| ④ | Contact 4 | 1 | Phosphor Bronze,t0.20 | Gold 30u" Plating At Contact Area; |
| ③ | Contact 3 | 1 | Phosphor Bronze,t0.20 | Matte-TiN Plating At Solder Tail Area; |
| ② | Contact 2 | 1 | Phosphor Bronze,t0.25 | Nickel Under Plating All Over |
| ① | Contact 1 | 1 | Phosphor Bronze,t0.20 | |

| | | | |
|--|---|---------------------|----------------------|
| Tolerance X.X ±0.30 X.XX ±0.20 X.XXX ±0.10 Angle ±3.0° | MODEL NAME:3.5PHONE JACK | DRAWING: Carlyle Xu | |
| | MODEL No:CDN340A-XXXX-AOXX00R | CHECKED: David zhou | |
| SCALE:1:1 | REVISION A2 | SHEET 1/1 | APPROVED: Jacky Lee |
| | DATE: 2017.04.04 | | FILE: F/LINGYANG |
| UNIT:mm | 菱揚精密有限公司 Ling Yang Precision Co.,Ltd | | DWG NO. CDN340A-A001 |