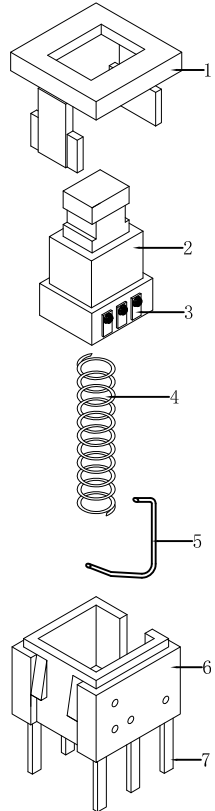
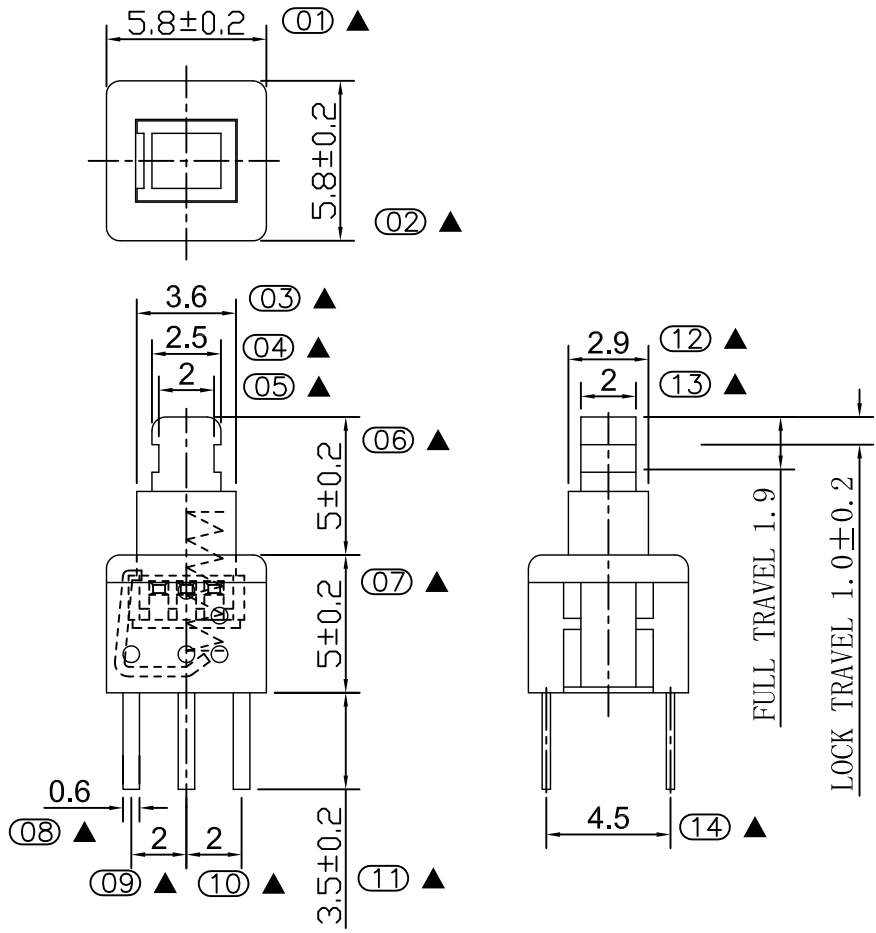


正式图 参考图

|      |         |                 |            |            |
|------|---------|-----------------|------------|------------|
| Mark | ECN NO. | DESCRIPTION     | DESIGN     | Date:      |
| —    | —       | INITIAL RELEASE | David Zhou | 2017.11.07 |



**ELECTRICAL CHARACTERISTICS**

1. RATING: DC 50V 0.5A
2. CONTACT RESISTANCE: 100mΩ MAX
3. INSULATION RESISTANCE: 100MΩ MIN
4. DIELECTRIC STRENGTH: AC 250V (50~60Hz)/60S

**MECHANICAL CHARACTERISTICS**

1. PRACTICAL TEMPERATURE RANG: -40°C~+85°C
2. OPERATING FORCE: SEE PN
3. MECHANICAL LIFE: 70,000 cycles
4. Sign"▲"is importance dimension.

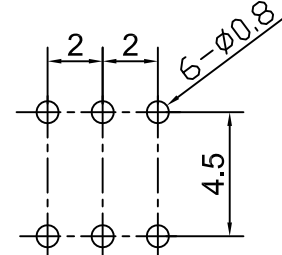
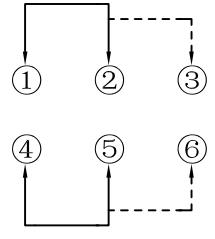
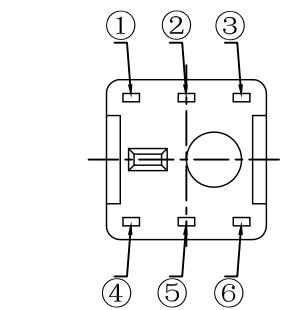
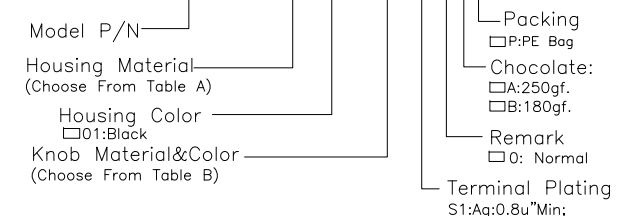
|     |      |                     |            |                            |
|-----|------|---------------------|------------|----------------------------|
| 2   | D6   | PA66 30%G/F UL94V-0 | Choose P/N | RoHS2&H.F Fit(Wave solder) |
| 1   | D0   | PA66 30%G/F UL94V-0 | Choose P/N | RoHS2 Fit(Wave solder)     |
| NO. | CODE | HOUSING MATERIAL    | Color      | REMARK                     |

TABLE A : Housing Material

|     |      |                     |       |                            |
|-----|------|---------------------|-------|----------------------------|
| 2   | D6   | PA66 30%G/F UL94V-0 | White | RoHS2&H.F Fit(Wave solder) |
| 1   | D0   | PA66 30%G/F UL94V-0 | White | RoHS2 Fit                  |
| NO. | CODE | KNOB MATERIAL       | Color | REMARK                     |

TABLE B : Knob Material&Color

P/N: PH1024W-XXXX-XXXXXXX



|     |           |             |      |           |
|-----|-----------|-------------|------|-----------|
| 7   | TERMINAL  | BRASS STRIP | 6    | Ag PLATED |
| 6   | CASE      | PA66        | 1    | GRAY      |
| 5   | LOCK PIN  | SUS WIRE    | 1    | NATURAL   |
| 4   | SPRING    | SUS WIRE    | 1    | NATURAL   |
| 3   | CONTACT   | BRONZE      | 2    | Ag PLATED |
| 2   | KNOB      | PBT         | 1    | WHITE     |
| 1   | COVER     | PPA         | 1    | BLACK     |
| NO. | PART NAME | MATERIAL    | QTY. | FINISHING |

|             |   |                      |                     |
|-------------|---|----------------------|---------------------|
| Tolerance   | MODEL NAME: PUSH SWITCH                 | DRAWING: David Zhou  |                     |
| X.X ±0.30   | MODEL No: PH1024W-XXXX-XXXXXXX          | CHECKED: David Zhou  |                     |
| X.XX ±0.20  | SCALE: 1:1                              | REVISION             | SHEET               |
| X.XXX ±0.10 | AO                                      | 1/1                  | APPROVED: Jacky Lee |
| Angle ±3.0° | UNIT: mm                                | DATE: 2017.11.07     | FILE: F/LINGYANG    |
|             | 菱揚精密有限公司<br>Ling Yang Precision Co.,Ltd | DWG NO. PH1024W-A001 |                     |